

DOWN TOWN



DOWNTOWN

L'unicità
nasce
talvolta
dagli
incontri
casuali.

Uniqueness
is sometimes
originated
by chance
encounters.

L'unicità nasce talvolta dagli incontri casuali, dal sovrapporsi di tecnologie e materiali ed è dettata dallo scorrere del tempo. DOWNTOWN è una nuova collezione che racchiude diverse e variegate ispirazioni materiche per dare vita ad una superficie, nuova e originale, nella quale leggere le storie dei percorsi cittadini.


Sono frammenti che si fissano indelebilmente nella memoria, le pietre, i ciottoli, i cementi dei marciapiedi calpestati mille volte diventano un materiale unico e inscindibile le cui variazioni cromatiche indicano l'appartenenza ad un luogo. Ecco allora che le cinque colorazioni di Downtown - Ivory, Ecrú, Earth, Ash, Graphite - permettono di giocare con un passato moderno, rendendolo ingrediente raffinato per realizzazioni dal sapore pienamente contemporaneo.

Downtown , in gres porcellanato, viene proposta sia con bordo naturale che con bordo rettificato che con finitura lappata, per garantire un'estrema semplicità di utilizzo e di posa.

Uniqueness is sometimes originated by chance encounters, by the overlapping of technologies and materials and is dictated by the flowing of time. DOWNTOWN is a new collection that holds different and varied materic inspirations - to give life to a surface, new and original, in which stories of city paths can be read.

They are fragments that remain fixed indelibly in the memory, the stones, the pebbles, the 'sidewalks' concrete, trampled on thousands of times, become a unique and inseparable material, of which the chromatic variations indicate the belonging to a place. Here then are the five colorings of Downtown - Ivory, Ecrú, Earth, Ash, Graphite - that allow to play with a past that is also modern, making it a refined ingredient of projects of a fully contemporary taste.

Downtown , in porcelain tiles, is proposed both with natural edges as well as with rectified edges and with honed surface, allowing an extremely simplicity of use and laying.





xxx DOWNTOWN floor ASH lapp. rett. 80x80 wall ASH rett. 40x80



xxx DOWNTOWN floor ASH rett. 60x60
wall ASH rett. 30x60 - Dec. one way line ASH rett. 30x60 - Dec. one way arrow ASH rett.30x60
Mos. Quadretti walk ASH 30x30



xxx DOWNTOWN floor ASH walk nat. 30x60



12



xxx DOWNTOWN floor GRAPHITE rett. 60x60 - Dec. one way line GRAPHITE rett. 30x60

13



xxx DOWNTOWN floor EARTH lapp. rett. 60x60



16



17



xxx DOWNTOWN floor ECRU rett. 40x80
wall ECRU rett. 40x80 - Mos. Brick 30x40 - Matita metal 1,5x80



xxx DOWNTOWN floor IVORY RANDOM rett. 60x60 wall IVORY rett. 30x60 - IVORY RANDOM rett. 30x60



DOWNTOWN ASH
80x80 📦 2

DWR52200	rettificato	F 65,90
DWL52200	lappato rett.	F 78,90



DOWNTOWN ASH
40x80 📦 3

DWR51200	rettificato	F 51,90
DWL51200	lappato rett.	F 60,90




DOWNTOWN ASH
20x80 📦 7

DWR4920A	rettificato	F 57,90
----------	-------------	---------

MATITA METAL (alluminio - aluminium)
1,5x80 📦 3

DKR51051	PZ 19,90
----------	----------



DOWNTOWN ASH
30x60 📦 6

DWR03200	rettificato	F 48,90
DWL03200	lappato rett.	F 57,90
DWN03600	walk nat. (spess. 9,5 mm)	F 37,90

MATITA METAL (alluminio - aluminium)
1,5x60 📦 4

DWR01001	PZ 15,90
----------	----------



DOWNTOWN ASH
60x60 📦 3

DWN01200	naturale	F 45,90
DWR01200	rettificato	F 51,90
DWL01200	lappato rett.	F 60,90



MOSAICO BRICK IVORY/ASH
30x40 📦 4

DWL51051	PZ 21,90
----------	----------

LISTELLO FOGLIA ARGENTO (vetro - glass)
2x80 📦 3

FSR51210	PZ 39,90
----------	----------

5x60 / 2"x24"

10x60 / 4"x24"

15x60 / 6"x24"

DOWNTOWN ASH MIX SIZES
30x60 📦 6

DWR00200	rettificato	F 72,90
----------	-------------	---------



DEC. ONE WAY ARROW ASH
30x60 📦 2

DWR03201	rettificato	PZ 43,90
----------	-------------	----------



DEC. ONE WAY LINE ASH
30x60 📦 2

DWR03202	rettificato	PZ 43,90
----------	-------------	----------




MOSAICO QUADRETTI ASH
30x30 📦 6

DWR09201	rettificato	F 99,90
DWR03600	walk (spess. 9,5 mm)	F 99,90



DOWNTOWN GRAPHITE
80x80 📦 2

DWR52250	rettificato	F 65,90
DWL52250	lappato rett.	F 78,90



DOWNTOWN GRAPHITE
40x80 📦 3

DWR51250	rettificato	F 51,90
DWL51250	lappato rett.	F 60,90




DOWNTOWN GRAPHITE
20x80 📦 7

DWR4925A	rettificato	F 57,90
----------	-------------	---------

MATITA METAL (alluminio - aluminium)
1,5x80 📦 3

DKR51051	PZ 19,90
----------	----------



DOWNTOWN GRAPHITE
30x60 📦 6

DWR03250	rettificato	F 48,90
DWL03250	lappato rett.	F 57,90



DOWNTOWN GRAPHITE
60x60 📦 3

DWN01250	nat.	F 45,90
DWR01250	rettificato	F 51,90
DWL01250	lappato rett.	F 60,90

***FASCIA VETRO PLATINO**

1,5x30 📦 4

R1R03207	PZ 22,90
----------	----------



MATITA METAL (alluminio - aluminium)
1,5x60 📦 4

DWR01001	PZ 15,90
----------	----------



LISTELLO FOGLIA ORO (vetro - glass)
2x80 📦 3

FSR51160	PZ 39,90
----------	----------



LISTELLO FOGLIA ARGENTO (vetro - glass)
2x80 📦 3

FSR51210	PZ 39,90
----------	----------

5x60 / 2"x24"

10x60 / 4"x24"

15x60 / 6"x24"

DOWNTOWN GRAPHITE MIX SIZES
30x60 📦 6

DWR00250	rettificato	F 72,90
----------	-------------	---------




DEC. ONE WAY ARROW GRAPHITE
30x60 📦 2

DWR03251	rettificato	PZ 43,90
----------	-------------	----------



DEC. ONE WAY LINE GRAPHITE
30x60 📦 2

DWR03252	rettificato	PZ 43,90
----------	-------------	----------



MOSAICO QUADRETTI GRAPHITE
30x30 📦 6

DWR09251	rettificato	F 99,90
----------	-------------	---------

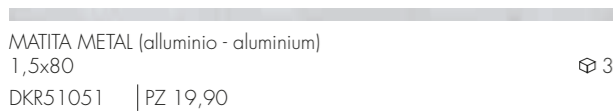
* Articoli realizzati in vetro e metalli preziosi; l'utilizzo a pavimento è indicato solo in ambito residenziale.
Items produced with glass and precious metals; the floor use is suitable for residential area only.


DOWNTOWN ECRU

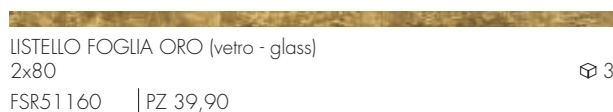
gres porcellanato a massa colorata
colored body porcelain tiles




DOWNTOWN ECRU
40x80  3
DWR51000 | rettificato | F 51,90
DWL51000 | lappato rett. | F 60,90



MATITA METAL (alluminio - aluminium)
1,5x80  3
DKR51051 | PZ 19,90




LISTELLO FOGLIA ORO (vetro - glass)
2x80  3
FSR51160 | PZ 39,90



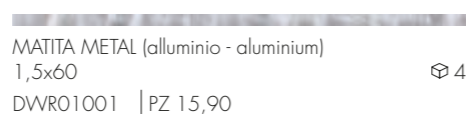
MOSAICO BRICK ECRU/EARTH
30x40  4
DWL51001 | PZ 21,90




DOWNTOWN ECRU
60x60  3
DWN01100 | naturale | F 45,90
DWR01100 | rettificato | F 51,90
DWL01100 | lappato rett. | F 60,90




DOWNTOWN ECRU
30x60  6
DWR03100 | rettificato | F 48,90
DWL03100 | lappato rett. | F 57,90



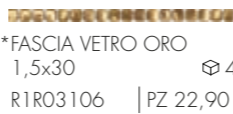
MATITA METAL (alluminio - aluminium)
1,5x60  4
DWR01001 | PZ 15,90



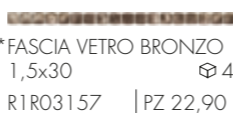
MOSAICO QUADRETTI ECRU
30x30  6
DWR09101 | rettificato | F 99,90




5x60 / 2"x24"
10x60 / 4"x24"
15x60 / 6"x24"
DOWNTOWN ECRU MIX SIZES
30x60  6
DWR00100 | rettificato | F 72,90




*FASCIA VETRO ORO
1,5x30  4
R1R03106 | PZ 22,90





*FASCIA VETRO BRONZO
1,5x30  4
R1R03157 | PZ 22,90



DOWNTOWN ECRU RANDOM
60x60  3
DWR01110 | rettificato | F 60,90



DOWNTOWN ECRU RANDOM
30x60  6
DWR03110 | rettificato | F 57,90



LIST. DOWNTOWN ECRU RANDOM
5x60  4
DWR01111 | rettificato | PZ 5,90




* Articoli realizzati in vetro e metalli preziosi; l'utilizzo a pavimento è indicato solo in ambito residenziale.
Items produced with glass and precious metals: the floor use is suitable for residential area only.

DOWNTOWN IVORY

gres porcellanato a massa colorata
colored body porcelain tiles




DOWNTOWN IVORY
80x80 📦 2
DWR52050 | rettificato | F 65,90
DWL52050 | lappato rett. | F 78,90



DOWNTOWN IVORY
40x80 📦 3
DWR51050 | rettificato | F 51,90
DWL51050 | lappato rett. | F 60,90



DOWNTOWN IVORY
20x80 📦 7
DWR4905A | rettificato | F 57,90



DOWNTOWN IVORY
30x60 📦 6
DWR03050 | rettificato | F 48,90
DWL03050 | lappato rett. | F 57,90
DWN03500 | walk nat. (spess. 9,5 mm) | F 37,90



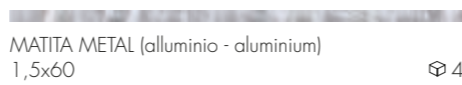
DOWNTOWN IVORY
60x60 📦 3
DWN01050 | naturale | F 45,90
DWR01050 | rettificato | F 51,90
DWL01050 | lappato rett. | F 60,90



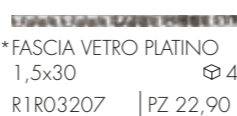
MOSAICO BRICK IVORY/ASH
30x40 📦 4
DWL51051 | PZ 21,90



MOSAICO QUADRETTI IVORY
30x30 📦 6
DWR09051 | rettificato | F 99,90
DWR03500 | walk (spess. 9,5 mm) | F 99,90



MATITA METAL (alluminio - aluminium)
1,5x60 📦 4
DWR01001 | PZ 15,90




*FASCIA VETRO PLATINO
1,5x30 📦 4
R1R03207 | PZ 22,90



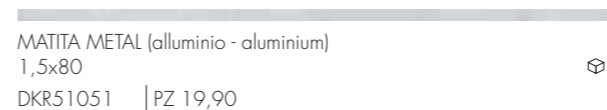
DOWNTOWN IVORY RANDOM
60x60 📦 3
DWR01060 | rettificato | F 60,90



DOWNTOWN IVORY RANDOM
30x60 📦 6
DWR03060 | rettificato | F 57,90



LIST. DOWNTOWN IVORY RANDOM
5x60 📦 4
DWR01061 | rettificato | PZ 5,90



MATITA METAL (alluminio - aluminium)
1,5x80 📦 3
DKR51051 | PZ 19,90



LISTELLO FOGLIA ARGENTO (vetro - glass)
2x80 📦 3
FSR51210 | PZ 39,90



* Articoli realizzati in vetro e metalli preziosi; l'utilizzo a pavimento è indicato solo in ambito residenziale.
Items produced with glass and precious metals: the floor use is suitable for residential area only.



DOWNTOWN EARTH
40x80 📦 3
DWR51150 | rettificato | F 51,90
DWL51150 | lappato rett. | F 60,90



MATITA METAL (alluminio - aluminium)
1,5x80 📦 3
DKR51051 | PZ 19,90




LISTELLO FOGLIA ORO (vetro - glass)
2x80 📦 3
FSR51160 | PZ 39,90




LISTELLO FOGLIA ARGENTO (vetro - glass)
2x80 📦 3
FSR51210 | PZ 39,90



MOSAICO BRICK ECRU/EARTH
30x40 📦 4
DWL51001 | PZ 21,90



DOWNTOWN EARTH
30x60 📦 6
DWR03150 | rettificato | F 48,90
DWL03150 | lappato rett. | F 57,90
DWN03550 | walk nat. (spess. 9,5 mm) | F 37,90



DOWNTOWN EARTH
60x60 📦 3
DWN01150 | naturale | F 45,90
DWR01150 | rettificato | F 51,90
DWL01150 | lappato rett. | F 60,90



DOWNTOWN EARTH MIX SIZES
30x60 📦 6
DWR00150 | rettificato | F 72,90



MOSAICO QUADRETTI EARTH
30x30 📦 6
DWR09151 | rettificato | F 99,90
DWR03550 | walk (spess. 9,5 mm) | F 99,90











MATITA METAL (alluminio - aluminium)
1,5x60 📦 4
DWR01001 | PZ 15,90

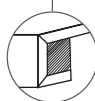


*FASCIA VETRO BRONZO
1,5x30 📦 4
R1R03157 | PZ 22,90

* Articoli realizzati in vetro e metalli preziosi; l'utilizzo a pavimento è indicato solo in ambito residenziale.
Items produced with glass and precious metals: the floor use is suitable for residential area only.

PEZZI SPECIALI
SPECIAL TRIMS

	IVORY	ECRU	ASH	EARTH	GRAPHITE
 BATTISCOPA rett. 6,5x80 PZ 8,90 	DWR52051	-	DWR52201	-	DWR52251
 BATTISCOPA rett. 6,5x60 PZ 7,90 	DWR01051	DWR01101	DWR01201	DWR01151	DWR01251
 ELEMENTO L walk 16,5x60x5 PZ 31,90 	DWN03501	-	DWN03601	DWN03551	-
 GRADONE TOP rett. 30x60 PZ 78,90 	DWR01052	DWR01102	DWR01202	DWR01152	DWR01252



IMBALLI - PACKAGING

FORMATI SIZES	Thickness	Pcs/Box	Mq/Box	Kg/Box	Box/Pallet	Mq/Pallet	Kg/Pallet
80x80 / 32"x32" rett.	11	2	1,28	32,60	40	51,20	1324
40x80 / 16"x32" rett.	10	3	0,96	20,35	30	28,80	630
20x80 / 8"x32" rett.	10	7	1,12	23,74	42	47,04	1017
60x60 / 24"x24" nat./rett.	10	3	1,08	23,00	40	43,20	940
30x60 / 12"x24" rett.	10	6	1,08	23,00	40	43,20	940
30x60 / 12"x24" nat.	9,5	6	1,08	20,90	40	43,20	856

L'unità minima di vendita per tutti gli articoli (fondi, decori e pezzi speciali) è la scatola completa.
The minimum sales quantity for all items (plain tiles, decorations and special trims) is one full box.

TABELLA CALIBRI DEI FORMATI RETTIFICATI (PER LA PROGETTAZIONE DELLE POSE) - RECTIFIED SIZES CALIBER CHART (FOR LAYING PROJECTS)

FORMATO NOMINALE NOMINAL SIZE	FORMATO REALE REAL SIZE
Downtown 80x80	79,5x79,5
Downtown 40x80	40x80
Downtown 20x80	19,9x80
Downtown 60x60	59,6x59,6
Downtown mosaici 30x30	29,7x29,7



Classification selon la norme française C.S.T.B.







Vous pouvez consulter ces classements dans notre site internet www.abk.it



La riproduzione dei colori è approssimativa.
Colour reproduction approximate.

CARATTERISTICHE TECNICHE - TECHNICAL CHARACTERISTIC

CLASSIFICAZIONE SECONDO NORME UNI EN 14411 (ISO 13006) ALLEGATO G-Gruppo B1a
CLASSIFICATION IN ACCORDANCE WITH UNI EN 14411 (ISO 13006) ANNEX G-Group B1a

GRES PORCELLANATO A MASSA COLORATA COLORED BODY PORCELAIN TILES	NORMA NORM	VALORE PRESCRITTO DALLE NORME VALUE PRESCRIBED FROM THE NORMS	VALORE ABK ABK VALUE Downtown naturale	VALORE ABK ABK VALUE Downtown lappato	VALORE ABK ABK VALUE Downtown walk
LUNGHEZZA E LARGHEZZA DIMENSIONE MEDIA DI OGNI PIASTRELLA LENGTH AND WIDTH OF THE AVERAGE-SIZES TILE	UNI EN ISO 10545/2	± 0,5%	CONFORME ACCORDING	CONFORME ACCORDING	CONFORME ACCORDING
SPESSORE THICKNESS	UNI EN ISO 10545/2	± 5%	CONFORME ACCORDING	CONFORME ACCORDING	CONFORME ACCORDING
RETTILINEARITÀ SPIGOLI WARPAGES OF EDGES	UNI EN ISO 10545/2	± 0,5%	CONFORME ACCORDING	CONFORME ACCORDING	CONFORME ACCORDING
ORTOGONALITÀ WEDGING	UNI EN ISO 10545/2	± 0,6%	CONFORME ACCORDING	CONFORME ACCORDING	CONFORME ACCORDING
PLANARITÀ FLATNESS	UNI EN ISO 10545/2	± 0,5%	CONFORME ACCORDING	CONFORME ACCORDING	CONFORME ACCORDING
ASSORBIMENTO D'ACQUA WATER ABSORPTION	UNI EN ISO 10545/3	0,5% < E ≤ 3%	0,5% < E ≤ 2%	0,5% < E ≤ 2%	0,5% < E ≤ 2%
RESISTENZA ALLA FLESSIONE BENDING STRENGTH	UNI EN ISO 10545/4	≥ 27 N/mm ²	> 32 N/mm ²	> 32 N/mm ²	> 32 N/mm ²
FORZA DI ROTTURA BREAKING STRENGTH	UNI EN ISO 10545/4	≥ 1300 N	CONFORME ACCORDING	CONFORME ACCORDING	CONFORME ACCORDING
RESISTENZA AGLI SBALZI TERMICI THERMAL SHOCK RESISTANCE	UNI EN ISO 10545/9	RICHIESTA REQUIRED	RESISTE RESISTS	RESISTE RESISTS	RESISTE RESISTS
RESISTENZA ALL'ATTACCO CHIMICO CHEMICAL RESISTANCE	UNI EN ISO 10545/13	-	RESISTE RESISTS	RESISTE RESISTS	RESISTE RESISTS
RESISTENZA ALLE MACCHIE RESISTANCE TO STAINING	UNI EN ISO 10545/14	GL ≥ MINIMO CLASSE 3	RESISTE RESISTS	RESISTE RESISTS	RESISTE RESISTS
RESISTENZA AL GELO RESISTANCE TO STAINING	UNI EN ISO 10545/12	RICHIESTA REQUIRED	INGELIVO FROST PROOF	INGELIVO FROST PROOF	INGELIVO FROST PROOF
COEFFICIENTE D'ATTRITO DINAMICO DYNAMIC FRICTION COEFFICIENT	B.C.R.A. C.A.	μ 0,19 SCIVOLOSITÀ PERICOLOSA - DANGEROUSLY SLIPPERY 0,20 < μ < 0,39 SCIVOLOSITÀ ECCESSIVA - EXCESSIVELY SLIPPERY 0,40 < μ < 0,74 ATTRITO SODDISFACENTE - SATISFACTORY GRIP μ 0,75 ATTRITO ECCELLENTE - EXCELLENT GRIP	> 0,40	-	> 0,40
	B.C.R.A. G.B.		> 0,40	-	> 0,40
COEFFICIENTE D'ATTRITO STATICO COEFFICIENT OF STATIC FRICTION	ASTM C 1028 (S.C.O.F.)	SLIP RESISTANT (> 0,60)	> 0,60 DRY	-	> 0,60 DRY
			> 0,60 WET	-	> 0,60 WET
CLASSIFICAZIONE ANTISDRUCCIOLO NON-SLIP CLASSIFICATION	DIN 51130	IN FUNZIONE DELL'AMBIENTE O DELLA ZONA DI LAVORO BASING ON THE ENVIRONMENT OR THE WORKING AREA	R9	-	R11
RESISTENZA ALLO SCIVOLAMENTO SLIP RESISTANCE	DIN 51097	-	A	-	A+B+C
VARIAZIONE CROMATICA SHADE VARIATION	V3	 aspetto uniforme uniform appearance V1  lieve variazione slight variation V2  moderata variazione moderate variation V3  forte variazione substantial variation V4			



www.abk.it

