

Fugabella® Eco Porcelana 0-5

Certified, eco-friendly, naturally bacteriostatic and fungistatic, stabilized mineral grout containing pure NHL 5 for extremely colour-fast joints from 0 mm to 5 mm in thickness, ideal for use in GreenBuilding. Single-component with very low volatile organic compound emissions, contains recycled raw materials. Recyclable as an inert material at the end of its life.

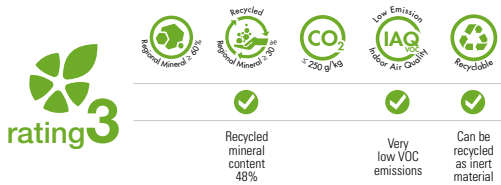
Fugabella® Eco Porcelana 0-5 develops an extra-fine, micro grain finish with scratch-proof surface hardness which enhances the reflected light effect ensuring it blends seamlessly with the design of porcelain and ceramic tiles, glass mosaic and natural stone.



GREENBUILDING RATING®

Fugabella® Eco Porcelana 0-5

- Category: Inorganic mineral products
 - Laying ceramic, porcelain tiles and natural stone
- Rating based on average colour formulations



RATING SYSTEM ACCREDITED BY CERTIFICATION BODY SGS

PRODUCT STRENGTHS

- Colour range: 10 colours
- Floors and walls, for internal and external use
- Water-repellent and low absorption
- High CATAS-tested colour fastness
- Colour uniformity
- Ideal for grouting rectified tiles
- Suitable for porcelain tiles, ceramics, low thickness slabs and natural stone
- Easy to clean and maintain
- Suitable for underfloor heating systems
- Approved for marine use



ECO NOTES

- Contains recycled materials thereby reducing the damage to the environment caused by extracting pure raw materials
- Natural bacteriostatic product stabilized with pure natural lime to avoid the use of pesticide additives

AREAS OF USE

Use

High-performance grouting, from 0 to 5 mm, with extra-fine finish, high degree of hardness and reduced water absorption.

Materials to be grouted:

- porcelain tiles, low thickness slabs, ceramic tiles, klinker, cotto, glass and ceramic mosaic, of all types and formats
- natural stone, recomposed materials, marble

Internal and external flooring and walls, in domestic, commercial and industrial applications and street furniture, in environments subject to heavy traffic, swimming pools, baths and fountains, also in areas subject to thermal shock and freezing.

Do not use

On joints more than 5 mm in width, on floors and walls where specific chemical resistances or absolutely no water absorption are required; to grout elastic expansion or fractionising joints; on substrates which are highly deformable, not perfectly dry or subject to moisture rising.

INSTRUCTIONS FOR USE

Preparation of substrates

The surfaces to be grouted must be dry. Grout joints in accordance with BS 5385, parts 1-5 and the recommended waiting time indicated on the relative data sheet for the adhesive used. For mortar substrates, wait at least 7 – 14 days depending on screed thickness, weather conditions and on the level of absorption of the covering and the substrate.

Any water or moisture rising can cause salt to build up on the surface of the grout or cause shade variations due to the uneven evaporation of the remaining water through the grout.

Joints must be free from any excess adhesive, even if already hardened. Furthermore they must be of an even depth equal to at least $\frac{2}{3}$ of the thickness of the tile covering, to avoid any variations in colour.

In the case of highly absorbent tiles or high temperatures, the surface of the tilework should be dampened prior to grouting the joints, avoiding not to leave any water in the joints themselves.

Before grouting with contrasting colours to the tiles, make sure they can be cleaned.

Instruction for use

Prepare Fugabella® Eco Porcelana 0-5 in a clean container, first of all pouring in a quantity of water equal to approximately $\frac{3}{4}$ of the amount required. Gradually pour the powder into the container, mixing the paste from the bottom upwards with a low-rev (400/min.) electrical mixer. Add more water until the desired consistency is obtained. The mixture must be of smooth consistency and without any lumps. The amount of water to be added, indicated on the packaging, is an approximate guide and will vary depending on the different colours.

Prepare all mixtures required to complete the process using the same amount of water, in order to avoid any variations in grout shade. Adding extra water does not improve the workability of the grout, and may cause shrinkage in the plastic phase of drying and result in a less effective final performance.

Fugabella® Eco Porcelana 0-5 is applied evenly into the joints using a hard rubber spreader or float, working at a diagonal to the tiles until all the joints have been filled. Remove most of the excess grout.

When the grout is touch dry within the joint, start cleaning using a clean, damp sponge with a circular movement. Finish cleaning by wiping diagonally across the tiles. Keep the water clean and change it regularly. Using excessive amounts of water may cause problems with grout shading, always make sure the sponge is rinsed properly and is only damp when cleaning.

Tools

Mixing agitators, hard rubber spreaders or floats, sponge and trays suitable to clean the coating materials. Wash tools with water before the product hardens.

SPECIAL NOTES

The partial or full replacement of mixing water with Fugaflex Eco eco-friendly, flexibilizing latex for cement-based grouts, gives increased flexibility to Fugabella® Eco Porcelana 0-5, reduces the elastic modulus, increases resistance to water and substrate adhesion. Its use is recommended in the following specific applications: laying on wooden floors, laying on substrates or using materials with high thermal expansion or where surfaces are to be subsequently smoothed.

Before grouting highly porous surface coverings, or at high temperatures, it is advisable to wipe a damp sponge over the surface to counteract the porosity or to cool the surface, being careful not to cause water to stagnate in the joints.

TECHNICAL DATA COMPLIANT WITH KERAKOLL QUALITY STANDARD

Appearance	coloured pre-mixed	
Apparent volumetric mass	≈ 1,23 kg/dm ³	UEAtc/CSTB 2435
Mineralogical nature of inert material	crystalline carbonate	
Average granulometric composition	≈ 50 µm	
Shelf life	≈ 12 months in the original packaging in dry environment	
Pack	bags 5 kg	
Mixing water	≈ 1.5 l / 1 bag 5 kg	
Specific weight of the mixture	≈ 2 kg/dm ³	UNI 7121
Pot life	≥ 90 min.	
Temperature range for application	from +5 °C to +35 °C	
Width of joints	from 0 to 5 mm	
Foot traffic	≈ 12 – 24 hrs	
Grouting after laying:		
- with adhesive	see characteristics of adhesive	
- mortar	≈ 7 – 14 days	
Interval before normal use	≈ 3 days	
Coverage	see coverage table	

Values taken at +23 °C, 50% R.H. and no ventilation. Data may vary depending on specific conditions at the building site, i.e. temperature, ventilation and absorbency level of the substrate and of the materials laid.

COVERAGE TABLE

	Format	Thickness	grammes/m ² joint width		
			1 mm	3 mm	5 mm
Mosaic	2x2 cm	3 mm	≈ 535	≈ 1605	≈ 2675
	5x5 cm	4 mm	≈ 295	≈ 885	≈ 1475
Tiles Marble	30x60 cm	4 mm	≈ 40	≈ 120	≈ 200
	60x60 cm	4 mm	≈ 25	≈ 75	≈ 125
	20x20 cm	8 mm	≈ 150	≈ 450	≈ 750
	30x30 cm	9 mm	≈ 115	≈ 345	≈ 575
	40x40 cm	10 mm	≈ 95	≈ 285	≈ 475
	30x60 cm	10 mm	≈ 95	≈ 285	≈ 475
	60x60 cm	10 mm	≈ 65	≈ 195	≈ 325
	20x20 cm	14 mm	≈ 260	≈ 780	≈ 1300
	30x30 cm	14 mm	≈ 225	≈ 675	≈ 1125

The data provided must be considered merely as an indication of the grout coverage, averaged out based on our experience and taking into account normal site wastage. The following may vary according to specific conditions at the building site: roughness of tile, excess of residual product, lack of surface flatness, temperatures, seasonal conditions.










PERFORMANCE

VOC INDOOR AIR QUALITY (IAQ) - VOLATILE ORGANIC COMPOUND EMISSIONS

Conformity	EC 1 plus GEV-Emicode	GEV certified 1959/11.01.02
HIGH-TECH		
Flexural strength after 28 days	≥ 7 N/mm ²	EN 12808-3
Compressive strength after 28 days	≥ 27 N/mm ²	ISO 13007-4.1.4
Resistance to frost-thaw cycles:		
- flexural	≥ 2,39 N/mm ²	EN 12808-3
- compressive	≥ 27 N/mm ²	EN 12808-3
Resistance to abrasion after 28 days	≤ 265 mm ³	EN 12808-2
Water absorption after 30 min.	≤ 1.3 g	EN 12808-5
Water absorption after 240 min.	≤ 3.5 g	EN 12808-5
Colour fastness	see colour chart	UNI EN ISO 105-A05
Resistance to fungal contamination	class F+	CSTB SB-08-103
Resistance to bacterial contamination	class B+	CSTB SB-2008-097
Application temperature range	from -40 °C to +90 °C	
Conformity	CG2 WA	ISO 13007-3

Values taken at +23 °C, 50% R.H. and no ventilation. Data may vary depending on specific conditions at the building site.

COLOUR CHART

Colours Fugabella® Eco Porcelana 0-5		Colour Fastness* GSc (Daylight) Standard EN ISO 105-A05
Color 02		4,5
Color 05		4,5
Color 06		4,5
Color 08		4,5
Color 10		4,5
Color 24		4,5
Color 32		4,5
Color 39		4,5
Color 43		5
Color 44		4,5

Legend

from 5 to 4	high colour fastness; for internal and external use
from 3,5 to 3	good colour fastness; for internal and external use
from 2,5 to 1	limited colour fastness; for internal use

The shades shown are intended as an indication only.

WARNING

- Product for professional use

- abide by any standards and national regulations
- in swimming pools, check the suitability of the product based on the type of water and the type of chemical or physical treatment used
- workability times may vary considerably, depending on environmental conditions and on tile and substrate absorbency
- grouting joints on substrates that are still damp will cause variations in the grout
- use a moistened sponge to clean surfaces in which joints have already been grouted to rehydrate the applied grout
- use a spreader and apply with a series of passes to ensure proper penetration of the grout in the reduced-thickness joints
- protect the grout from direct rainfall and sun for at least 12 hours after application
- if necessary, ask for the safety data sheet
- for any other issues, contact the Kerakoll Worldwide Global Service 01772 456 831 - info@kerakoll.co.uk

The Rating classifications refer to the GreenBuilding Rating® Manual 2012. This information was last updated in November 2019 (ref. GBR Data Report - 12.19); please note that additions and/or amendments may be made over time by KERAKOLL SpA, for the latest version, see www.kerakoll.com. KERAKOLL SpA shall therefore be liable for the validity, accuracy and updating of information provided only when taken directly from its institutional website. The technical data sheet given here is based on our technical and practical knowledge. As it is not possible for us to directly check the conditions in your building yards and the execution of the work, this information represents general indications that do not bind Kerakoll in any way. Therefore, it is advisable to perform a preliminary test to verify the suitability of the product for your purposes.