



WALL:
MOSAIC PLAN SAND 29.5X29.5 CM DPT43C

FLOOR:
PLAN WOOD 59.2X59.2 CM RET. NATURAL PT45R



PLAN

Minimalist and timeless expression.

Expressão minimalista e intemporal.
Expression minimaliste et intemporelle.
Minimalistisch und zeitlosen Ausdruck.
Expresión minimalista y atemporal.
Минимализм и актуальность в любое время.



WALL | FLOOR:
PLAN CLAY 29.5X59.2 CM RET. NATURAL CP06R



WALL & FLOOR / PORCELAIN TILES

Revestimento e Pavimento / Porcelanato . Revêtements & Carreaux de Sol / Grès Cérame
Wand & Boden / Feinsteinzeug . Revestimiento y Pavimento / Porcelánico
Настенная плитка и Плитка для пола / Керамогранит

60x60cm / 23.6"x23.6"

46x46cm / 18.1"x18.1"

30x60cm / 11.8"x23.6"



WHITE



CREAM




SAND




CLAY



ALUMINIUM



MINERAL



WOOD



STONE



PLAN WOOD 59.2X59.2 CM RET. NATURAL PT45R



PLAN MINERAL 59.2X59.2 CM RET. NATURAL PT42R

SIZES (CM) Dimensão . Format Maße . Formato Размеры	PIECES / BOX Peças / Caixa . Pièces / Boîte Stück / Karton . Piezas / Caja Штук / Коробка	SQM / BOX M ² / Caixa . M ² / Boîte M ² / Karton . M ² / Caja Кв.м / Коробка	WEIGHT / BOX Peso / Caixa . Poids / Boîte Gewicht / Karton . Peso / Caja Вес / Коробка	BOX / PALLET Caixa / Paleta . Boîte / Palette Kartons / Palette . Caja / Pallet Коробок / Поддон	SQM / PALLET M ² / Paleta . M ² / Palette M ² / Palette . M ² / Pallet Кв.м / Поддон	WEIGHT / PALLET Peso / Paleta . Poids / Palette Gewicht / Palette . Peso / Pallet Вес / Поддон
59.2x59.2x1 ret.	3	1.050	23.20	36	37.800	855
60x60x1	3	1.080	23.78	36	38.880	876
46x46x0.85	5	1.060	19.80	36	38.160	733



WALL + FLOOR
PORCELAIN TILES



T2 - SLIGHT
VARIATION



NATURAL
(MATTE)



ANTI-SLIP
(MATTE)



59.2x59.2
60x60



46x46




ANTI-SLIP
R11
CLASS A

PLAN

60x60cm / 23.6"x23.6"

46x46cm / 18.1"x18.1"

30x60cm / 11.8"x23.6"



WHITE

59.2x59.2x1 cm ret.
60x60x1 cm
46x46x0.85 cm



PT47R | C24 PT57R | C26
PT47 | C18 PT57 | C20
NT47 | C15



CREAM

59.2x59.2x1 cm ret.
60x60x1 cm
46x46x0.85 cm



PT40R | C24 PT50R | C26
PT40 | C18 PT50 | C20
NT40 | C15



SAND

59.2x59.2x1 cm ret.
60x60x1 cm
46x46x0.85 cm



PT43R | C24 PT53R | C26
PT43 | C18 PT53 | C20
NT43 | C15



CLAY

59.2x59.2x1 cm ret.
60x60x1 cm
46x46x0.85 cm



PT44R | C24 PT54R | C26
PT44 | C18 PT54 | C20
NT44 | C15



ALUMINIUM

59.2x59.2x1 cm ret.
60x60x1 cm
46x46x0.85 cm



PT41R | C24 PT51R | C26
PT41 | C18 PT51 | C20
NT41 | C15




MINERAL

59.2x59.2x1 cm ret.
60x60x1 cm
46x46x0.85 cm



PT42R | C24 PT52R | C26
PT42 | C18 PT52 | C20
NT42 | C15




WOOD

59.2x59.2x1 cm ret.
60x60x1 cm
46x46x0.85 cm



PT45R | C24 PT55R | C26
PT45 | C18 PT55 | C20
NT45 | C15

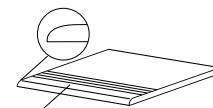


STONE

59.2x59.2x1 cm ret.
60x60x1 cm
46x46x0.85 cm



PT46R | C24 PT56R | C26
PT46 | C18 PT56 | C20
NT46 | C15



(L)

**STAIRSTEP . DEGRAU . PELDAÑO
NEZ-DE-MARCHE . STUFE . СТУПЕНЬ**

59.2(L)x59.2x1 cm ret. | D30
59.2(L)x29.5x0.85 cm ret. | D21
60(L)x60x1 cm | D25
60(L)x30x0.85 cm | D18
46(L)x46x0.85 cm | D17




**SKIRTING . RODAPÉ . РОДАРИЄ
PLINTHE . СОСКЕЛ . ПЛИНТУС**

8x59.2x1 cm ret. | D11
8x60x1 cm | D9
8x46x0.85 cm | D6

PLAN

60x60cm / 23.6"x23.6"
 46x46cm / 18.1"x18.1"
 30x60cm / 11.8"x23.6"




WHITE
 29.5x59.2x0.85 cm ret.
 30x60x0.85 cm
 CP08R | C24
 CP08 | C17




CREAM
 29.5x59.2x0.85 cm ret.
 30x60x0.85 cm
 CP01R | C24
 CP01 | C17




SAND
 29.5x59.2x0.85 cm ret.
 30x60x0.85 cm
 CP04R | C24
 CP04 | C17




CLAY
 29.5x59.2x0.85 cm ret.
 30x60x0.85 cm
 CP05R | C24
 CP05 | C17




ALUMINIUM
 29.5x59.2x0.85 cm ret.
 30x60x0.85 cm
 CP02R | C24
 CP02 | C17




MINERAL
 29.5x59.2x0.85 cm ret.
 30x60x0.85 cm
 CP03R | C24
 CP03 | C17




WOOD
 29.5x59.2x0.85 cm ret.
 30x60x0.85 cm
 CP06R | C24
 CP06 | C17




STONE
 29.5x59.2x0.85 cm ret.
 30x60x0.85 cm
 CP07R | C24
 CP07 | C17




MOSAIC PLAN WHITE
 (4.7X4.7 cm) (PIECE)
 29.5x29.5x0.85 cm DPT47C | D21




MOSAIC PLAN CREAM
 (4.7X4.7 cm) (PIECE)
 29.5x29.5x0.85 cm DPT40C | D21




MOSAIC PLAN SAND
 (4.7X4.7 cm) (PIECE)
 29.5x29.5x0.85 cm DPT43C | D21




MOSAIC PLAN WOOD
 (4.7X4.7 cm) (PIECE)
 29.5x29.5x0.85 cm DPT45C | D21




MOSAIC PLAN CLAY
 (4.7X4.7 cm) (PIECE)
 29.5x29.5x0.85 cm DPT44C | D21



MOSAIC PLAN ALUMINIUM
 (4.7X4.7 cm) (PIECE)
 29.5x29.5x0.85 cm DPT41C | D21



MOSAIC PLAN MINERAL
 (4.7X4.7 cm) (PIECE)
 29.5x29.5x0.85 cm DPT42C | D21



MOSAIC PLAN STONE
 (4.7X4.7 cm) (PIECE)
 29.5x29.5x0.85 cm DPT46C | D21

SIZES (CM)	PIECES / BOX	SQM / BOX	WEIGHT / BOX	BOX / PALLET	SQM / PALLET	WEIGHT / PALLET
Dimensão . Format Maße . Formato Размеры	Peças / Caixa . Pièces / Boîte Stück / Karton . Piezas / Caja Штук / Коробка	M ² / Caixa . M ² / Boîte M ² / Karton . M ² / Caja Кв.м / Коробка	Peso / Caixa . Poids / Boîte Gewicht / Karton . Peso / Caja Вес / Коробка	Caixa / Paleta . Boîte / Palette Kartons / Palette . Caja / Pallet Коробок / Поддон	M ² / Paleta . M ² / Palette M ² / Palette . M ² / Pallet Кв.м / Поддон	Peso / Paleta . Poids / Palette Gewicht / Palette . Peso / Pallet Вес / Поддон
29.5x59.2x0.85 ret.	7	1.220	22.60	40	48.800	924
30x60x0.85	7	1.260	23.40	40	50.400	956

60x60cm / 23.6"x23.6"

46x46cm / 18.1"x18.1"

30x60cm / 11.8"x23.6"



PLAN CREAM 29.5X59.2 CM RET. NATURAL CP01R